

AN E-BOOK FROM READY-ED PUBLICATIONS

Celebrating Christmas

By Melinda Blyton



SAMPLES

Written by Melinda Blyton. Illustrated by Terry Allen.

© Ready-Ed Publications - 2000.

Published by Ready-Ed Publications (2000) P.O. Box 276 Greenwood W.A. 6024

COPYRIGHT NOTICE

Permission is granted for the purchaser to photocopy sufficient copies for non-commercial educational purposes. However, this permission is not transferable and applies only to the purchasing individual or institution.

ISBN 1 86397 350 8

Contents

SAMBLES

Preface - How to use this book.....	4
A Quick Christmas Quiz.....	5
The Christmas Story.....	6
Chapter 1 - Christmas Past	
The Ghost of Christmas Past: Background Notes.....	7-8
Teaching Notes on Activities.....	9-10
Children's Activity Sheets.....	11-16
Chapter 2 - Getting Ready	
Getting Ready - Advent: Background Notes.....	17
Teaching Notes on Activities.....	18-19
Children's Activity Sheets.....	20-26
Chapter 3 - The Nativity	
No Room! — The Nativity: Background Notes.....	27-29
10 Tired Travellers (Poem).....	30
Teaching Notes on Activities.....	31-32
Children's Activity Sheets.....	33-36
Chapter 4 - Trees and Tinsel	
Trees and Tinsel: Background Notes.....	37-39
Teaching Notes on Activities.....	40-41
Children's Activity Sheets.....	42-46
Chapter 5 - Cards and Stamps	
The Christmas Post - Christmas Cards and Stamps: Background Notes.....	47
Teaching Notes on Activities.....	48-50
Children's Activity Sheets.....	51-54
Chapter 6 - Christmas Food	
Christmas Cakes and Crackers: Background Notes.....	55-56
Teaching Notes on Activities.....	57-58
Children's Activity Sheets.....	59-62
End Notes.....	63

8

Three wise men, who studied the skies also saw the star that night. They got their camels ready and gifts of gold, frankincense and myrrh. They set off to see the new born king.



How are you and your family getting ready for Jesus?

1

Getting Ready

The First Christmas

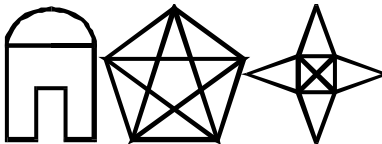






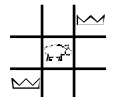

by Melinda Blanton



SAMPLES

(This is not a story about grooming reindeers!)


Advent Activity Calendar

Monday	Tuesday	Wednesday	Thursday	Friday
<p>Can you draw these pictures <u>without</u> lifting your pencil off the page?</p> 	<p>If $a = 1$, $b = 2$, $c = 3$ etc. add the letters together to find the value of ox, camel, sheep, donkey, lamb</p>	<p>Name all of the people in the Nativity story. Put them into alphabetical order.</p>	<p>If 6 donkeys, 4 camels and a goat with only 3 legs were tied up outside the "Best Bed in Bethlehem Inn" how many legs would you count? Write your own number story!</p>	<p>Find the name of a town / city for each letter in the word BETHLEHEM</p> 
<p>Find a boy's and a girl's name in your class / year / school for every letter in the name Immanuel</p>	<p>Using an atlas find Israel. How many kilometres did Mary and Joseph have to travel from Nazareth to Bethlehem?</p>	<p>Secret Message 19 12 4 14 26 13 2 8 15 22 22 11 8 6 13 7 18 15 24 19 9 18 8 7 14 26 8?</p> 	<p>How many different forms of accommodation can you think of? Make a list and write a short definition next to each.</p>	<p>Using the letters in "Merry Christmas" make as many words as you can.</p> <p>15 good 30 excellent 25 very good 35 fantastic!</p>
<p>Christmas Cancelled! Write a letter or a list of reasons why Christmas should never be cancelled.</p>	<p>How many rhymes / songs do you know about <u>stars</u>? Make up one of your own.</p> 	<p>What are 3 differences between a donkey and a horse? What is a mule?</p> 	<p>If vowels = 10 points and consonants = 4 points, position these words in order from lowest point value to highest value: star, angel, sky, night</p> <p>What is the value of your name and the names of 3 of your good friends?</p>	<p>Did you know that the Christmas tree originated in Germany?</p> <p>Can you make a 3D tree using only: a newspaper, a 12 cm piece of sticky-tape and a pair of scissors?</p>
<p>Play Shepherds and Kings (noughts and crosses) where a  is a nought and a  is a cross.</p> 	<p>Choose your favourite person from the Christmas story. Draw a picture of him/her using chalk and a patch of concrete in the playground. Remember to use lots of detail and patterning!</p>	<p>Thomas Smith made the first Christmas Cracker in the 1890's. With a friend make a list of things that go BANG! Now put them into a poem.</p>	<p>Being a baby today is a lot easier than being a baby 2000 years ago. Name 10 things babies have today that they didn't have 2000 years ago.</p>	<p>Find, draw and colour the flag of Israel.</p> 


SAVING THE WORLD

Draw and Colour


SAMPLES



Kate




Angus




George


1. Draw and colour the missing Christmas hats.
 Angus has the tallest hat. It is green with a yellow star in the middle.
 Kate's hat is shorter than George's. It is pink with blue spots all over it.
 George's hat is red with a Christmas tree on the front.




2. Write the correct names on the place cards next to the crackers.
 Molly's cracker has stars on it.
 Harry's cracker has stripes on it.
 Amelia's cracker is the longest.



Madeline's pudding



William's pudding



Gabrielle's pudding

3. Draw and colour the Christmas puddings.
 Madeline's pudding is the hottest and has a small cherry on top.
 William's pudding is warmer than Gabrielle's. It has a large cherry on top.
 Gabrielle's pudding has the largest cherry on top.